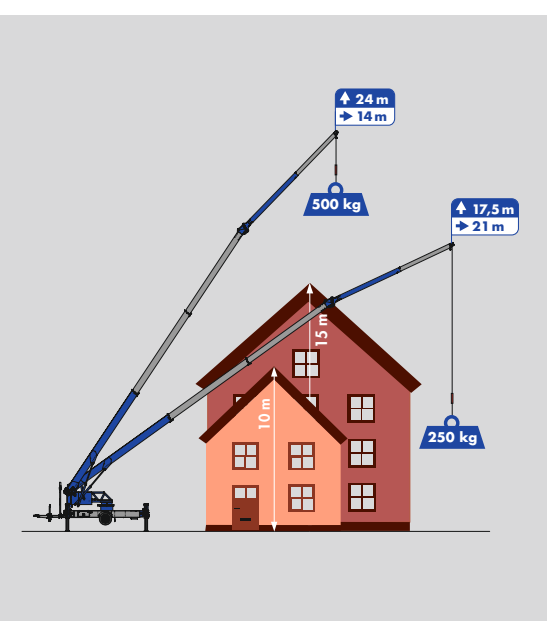


K21-30 RS



Hook height 29.8 m / Boom length 30.7 m

Max. capacity 1,500 kg

21 m Working range with 250 kg

Including Automatic levelling

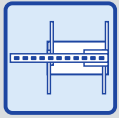


K21-30 RS

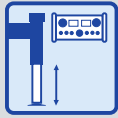
Equipment



Klaas Boom system



H-Outriggers



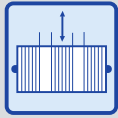
Automatic Levelling



Twin luffing cylinders



Double derricking cylinders



Telescopic winch



Continuous rotation



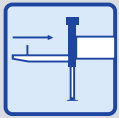
Crane control system



Radio remote control



Drive concept



Retractable drawbar

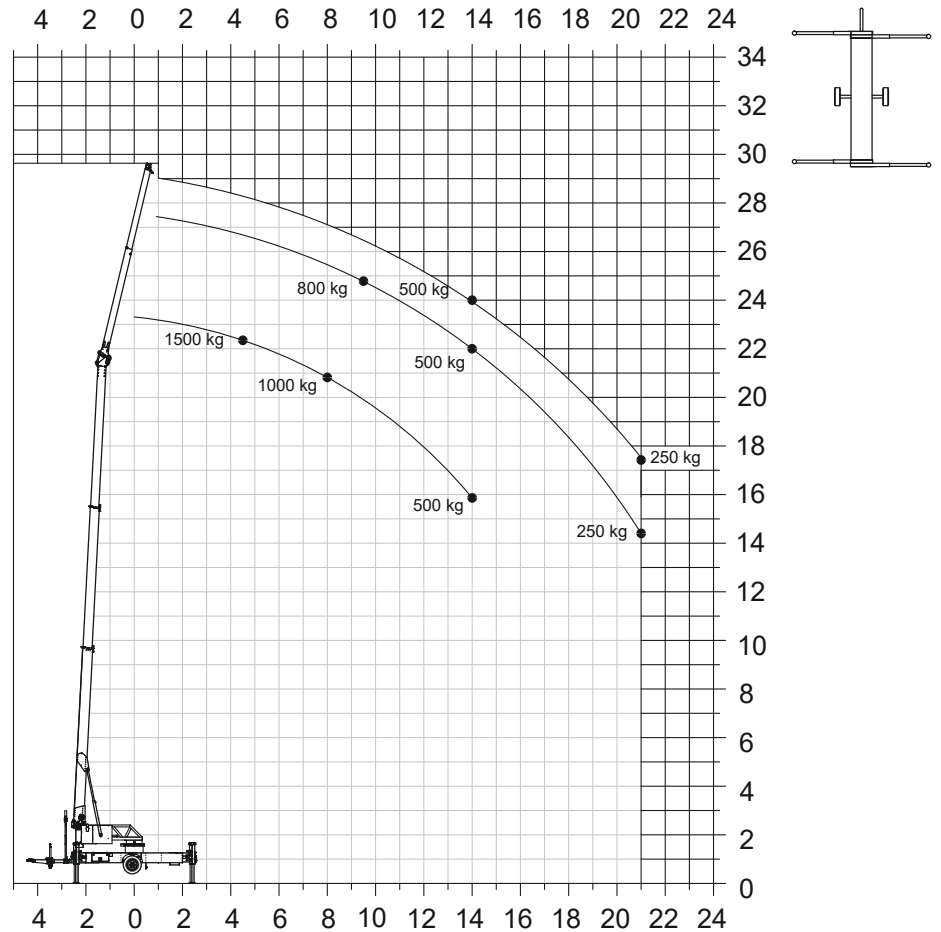


Self-drive mechanism



Accessory fix system (opt.)

Working range diagram



Technical specifications

Hook load	1,500 kg
Hook height	29.80 m
Boom length	30.70 m
Outrigger width (min.)	2.85 m
Outrigger width (max.)	5.04 m
Winch capacity	1,500 kg
Boom (1,500 kg)	5.46 m
Extension 1 (800 kg)	9.12 m
Vehicle dimensions	9.24 x 2.28 x 2.59 m
Towing capacity	3.5 t

Working range

Load	Working range	Height
1,500 kg	4.50 m	22.00 m
1,000 kg	8.00 m	20.80 m
800 kg	9.50 m	24.50 m
500 kg	14.00 m	24.00 m
250 kg	21.00 m	17.50 m