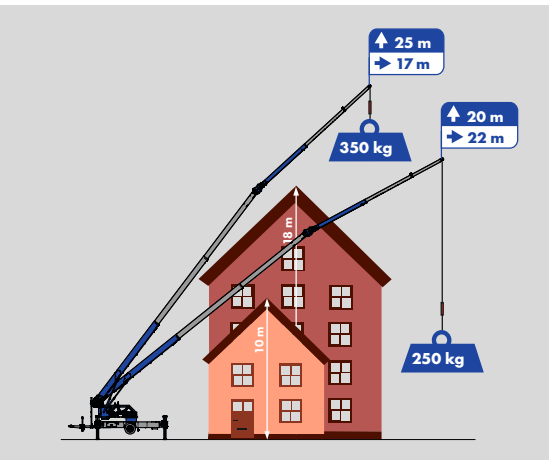


K350 E



- Hydraulic, telescoping fly jib
- Incl. automatic levelling
- 22 m Working range with 250 kg
- Powerful battery for long running times

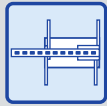


K350 E

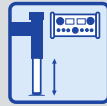
Equipment



Klaas Boom system



H-Outriggers



Automatic levelling



Hydraulic, telescopic fly jib



Twin luffing cylinders



Double derricking cylinders



Continuous rotation



Crane control system



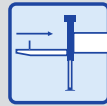
Radio remote control



battery-powered electric motor



Full panelling



Retractable drawbar



Self-drive mechanism



Personal Safety Mode



Working platform (opt.)



Accessory fix system (opt.)



Mounting-/glass hook (opt.)

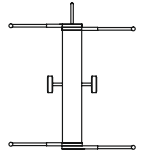
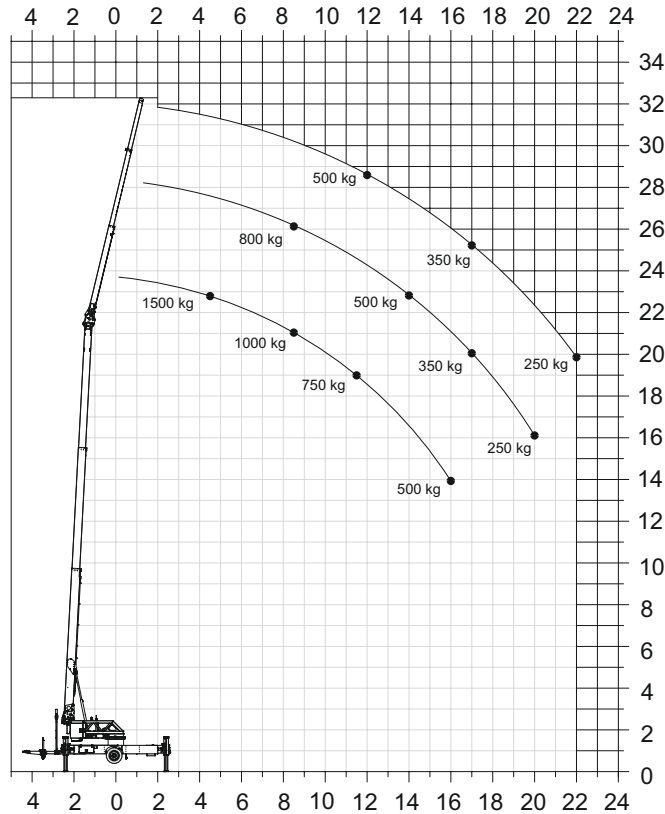
Technische Informationen

Hook load	1,500 kg/3,000 kg
Hook height	31.00 m
Boom length	32.80 m
Max. working height HA	29.00 m
Outrigger width (min.)	3.30 m
Outrigger width (max.)	5.04 m
Winch capacity	1,600 kg
Boom (1,600 kg - 800 kg)	4.29 - 8.50 m
Extension 2 (500 kg)	10.70 m
Vehicle dimensions	9.43 x 2.28 x 2.58 m
Towing capacity	3.5 t

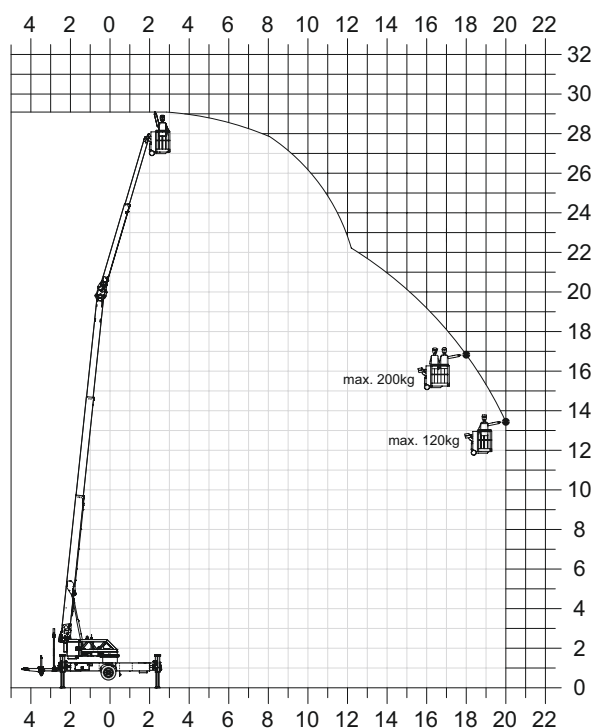
Working range

Load	Working range	Height
1,500 kg	4.50 m	23.00 m
1,000 kg	8.50 m	21.00 m
500 kg	16.00 m	14.00 m
350 kg	17.00 m	25.00 m
250 kg	22.00 m	20.00 m

Working range diagram



Platform operation



Subject to technical changes. All specifications are approximate. Changes to the functions and services are reserved. The information reflects the device performance at the time of printing.